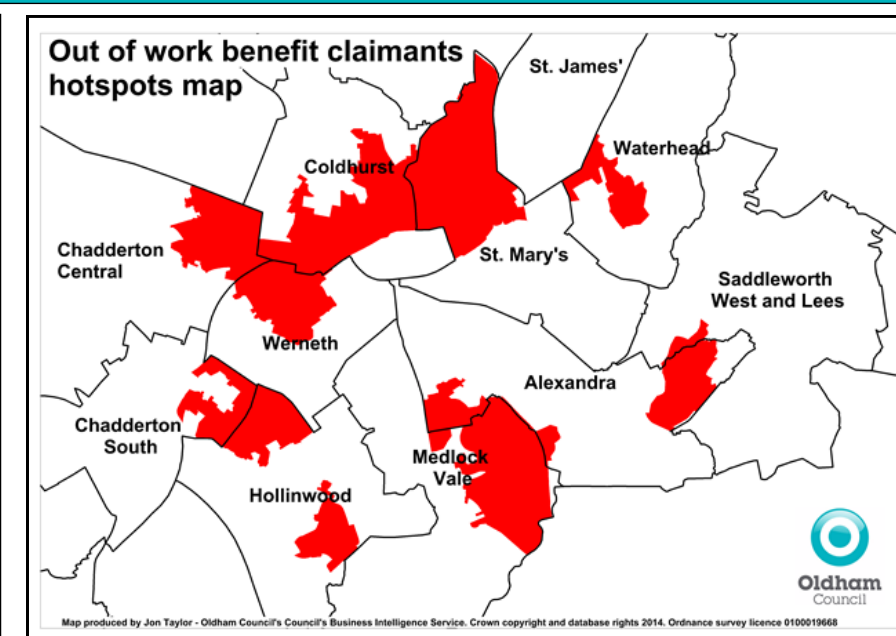
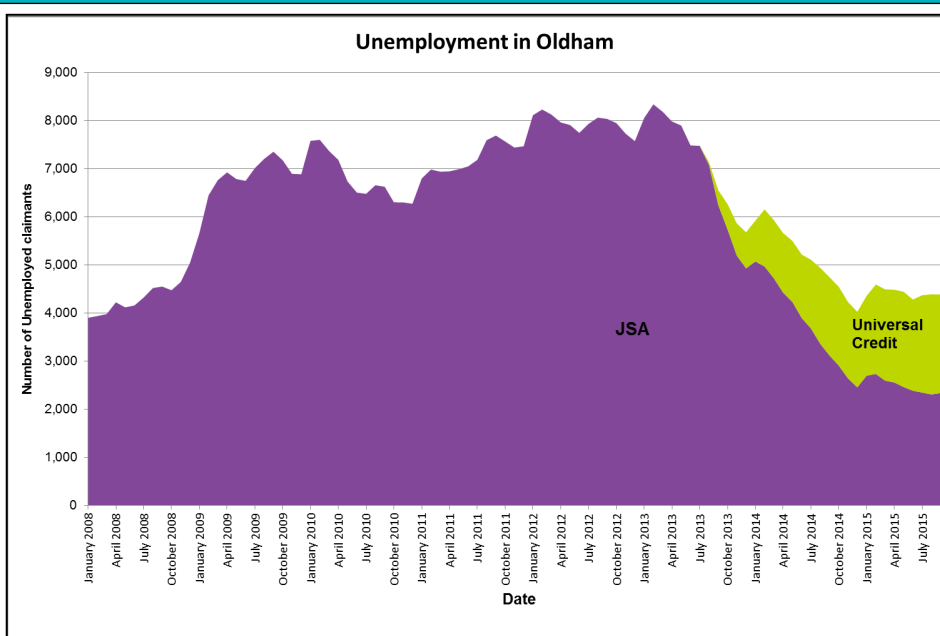


Oldham's Welfare Reform Dashboard – December 2015

Benefits

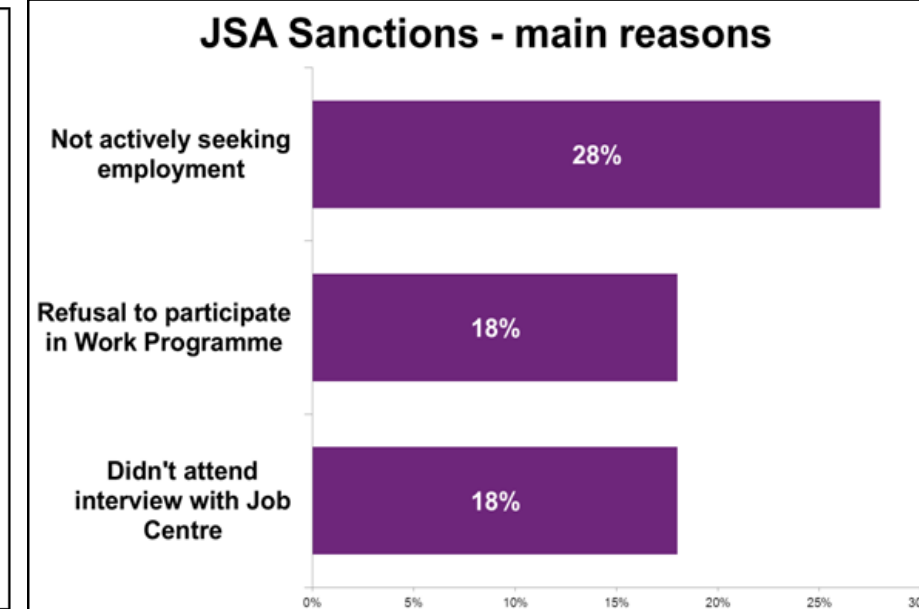
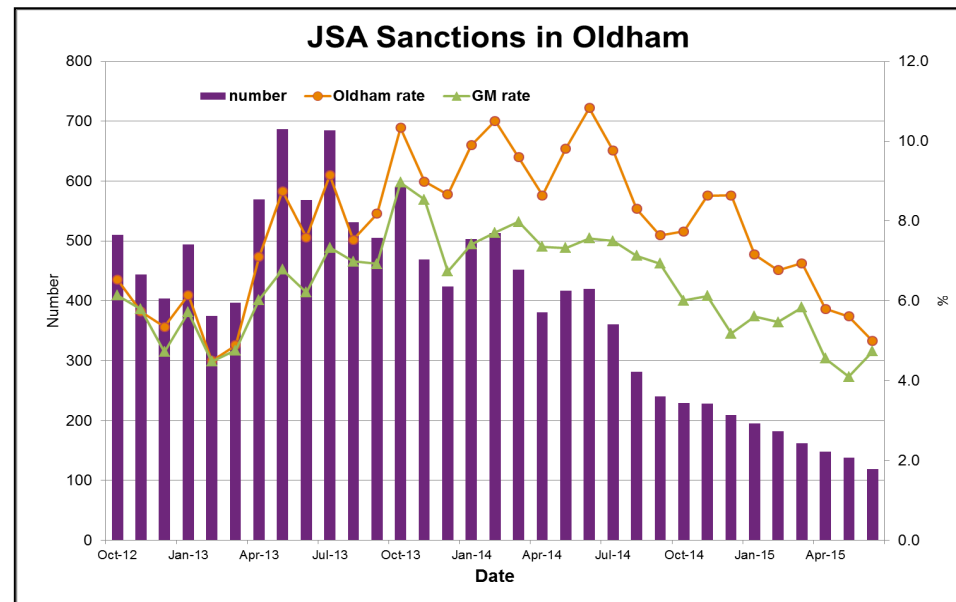
Benefit claimants (aged 16-64) - Source: DWP 2015				
	Number of claimants	%	Trend	Date
JSA	2,227	1.6	↓	Oct-15
ESA	11,810	8.4	↓	May-15
ESA claimants found fit for work	1,500	22%	↑	Dec-14
Universal Credit (unemployed claimants)	2,168	1.5	↑	Oct-15
Number of families impacted by Benefit Cap	85	n/a	↓	Aug-15
Employment Rate	91,000	64.3	↑	Jun-15



Having fallen since early 2013, unemployment in Oldham has now stabilised. Employment and Support Allowance (ESA) figures are now also falling after a previous increase. Oldham has currently 85 families impacted by the benefit cap, most of those capped having large families with 4, 5 or more children.

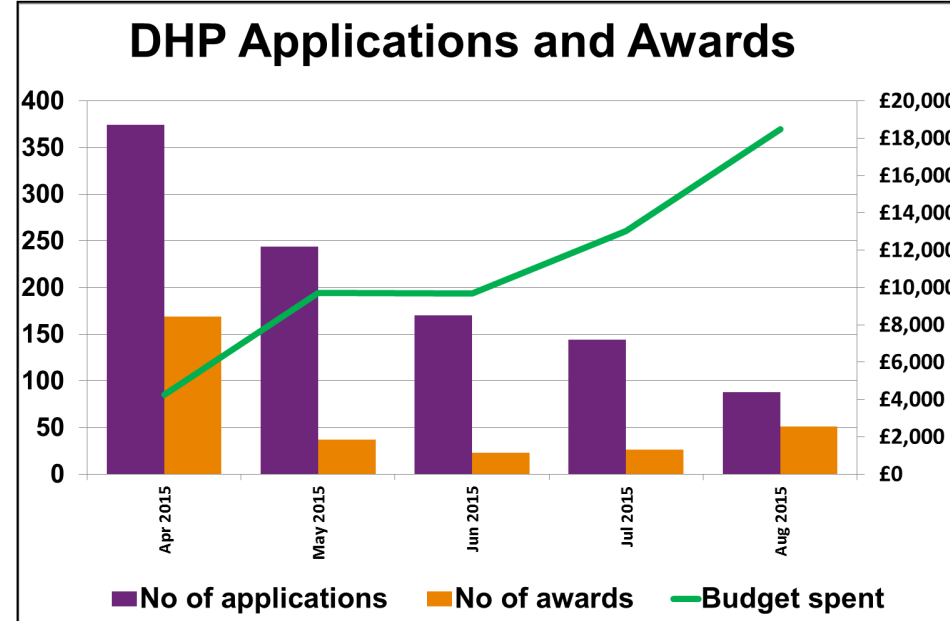
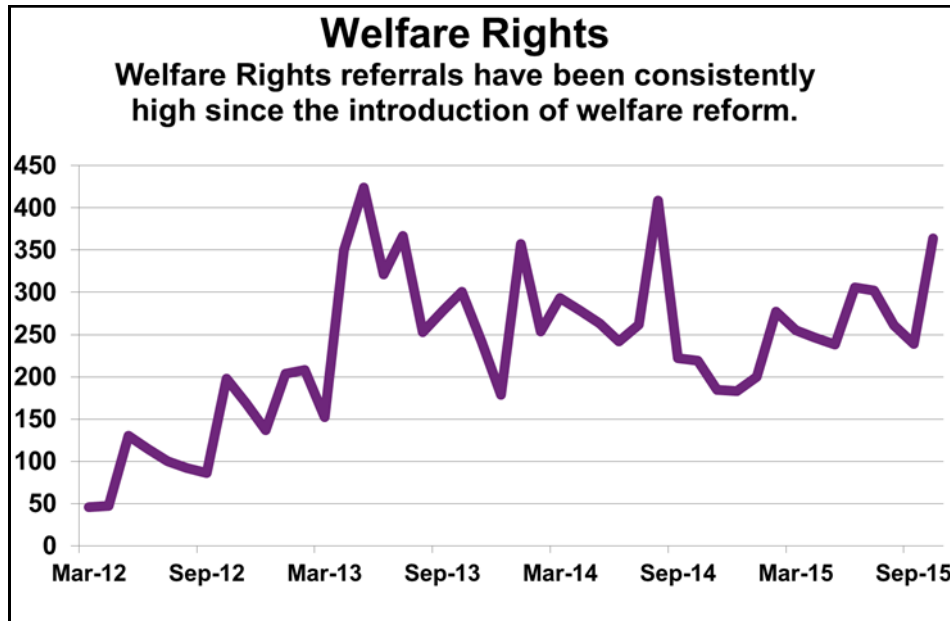
Sanctions

Out of Work Benefit Sanctions - Source: DWP 2015			
	Number of adverse sanctions imposed (Jun 2015)	% of claimants	Number of adverse sanctions imposed (October 2012-Jun 2015)
JSA claimants	119	5%	12,829
ESA claimants	13	0.1%	731



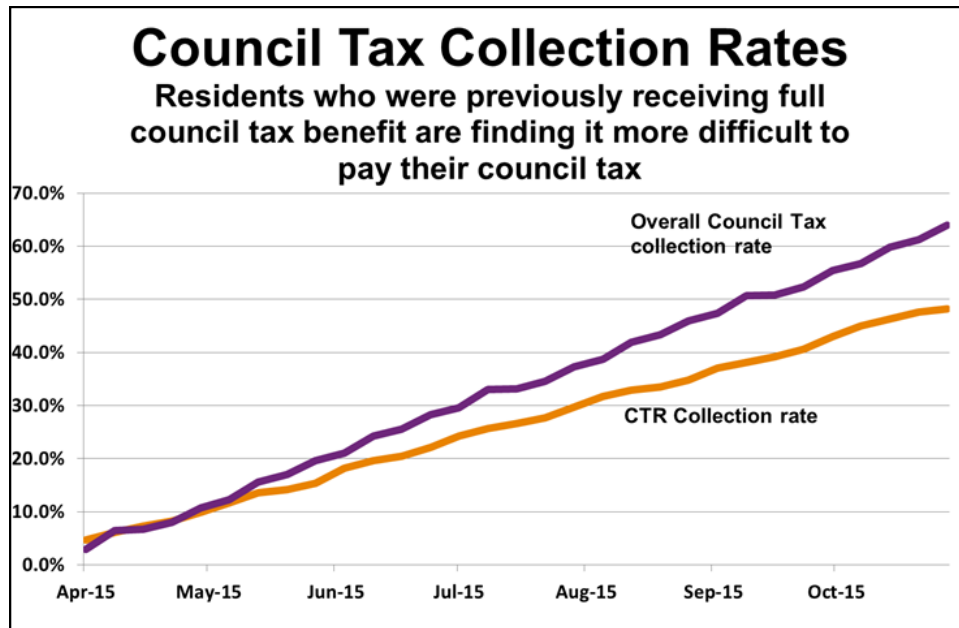
Since the introduction of tougher conditions and rules for the main social security benefits, claimants have been more readily sanctioned. JSA sanctions are currently falling, but still constitute 5% of claimants per month. ESA sanctions remain low. The main reasons for sanctions include refusal of claimants to participate in the DWP Work Programme, or that claimants have not been actively seeking employment (according to DWP guidelines).

Access to advice and support



Since the introduction of Welfare Reform, the number of Oldham residents accessing advice or requiring financial support from the Council has increased. The welfare rights team has supported many residents to maximise their income. So far this year, £55,152 (annual budget £377,386) has been allocated for DHP applications, with the majority being allocated to subsidise households impacted by the 'size criteria' ('bedroom tax'). £60,817 (annual budget £300,000) was also allocated for LWP with 496 items being awarded. Use of food banks varies greatly by ward. The wards that have higher levels of deprivation, particularly those that surround the Oldham Town Centre, have been allocated a higher number of vouchers.

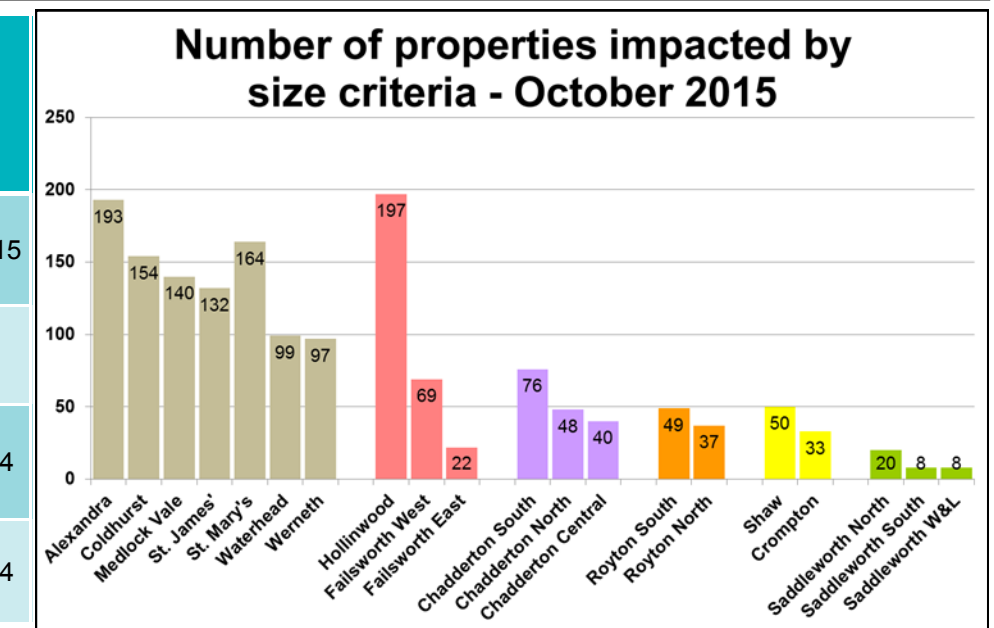
Financial Impact for Council



Residents who were previously receiving full Council Tax benefit are finding it more difficult to pay their Council Tax. The collection rate for these residents is however higher than originally predicted.

Housing

Housing Indicators	Number of households affected	Trend	Date
Size Criteria (Bedroom Tax)	1,636	↓	Oct-15
Families rehoused as result of size criteria	Awaiting data		
Number of terminations	656		Mar-14
Number of families in rent arrears	1,774	↓	Feb-14



The number of properties impacted by 'size criteria' ('bedroom tax') has reduced from 2,334 in May 2013 to 1,636 in October 2015. There are currently 1,362 properties under occupying by one room and 274 by two or more. The number of families in rent arrears is reducing.